A Rogues Gallery

Everyone Who Has a Site

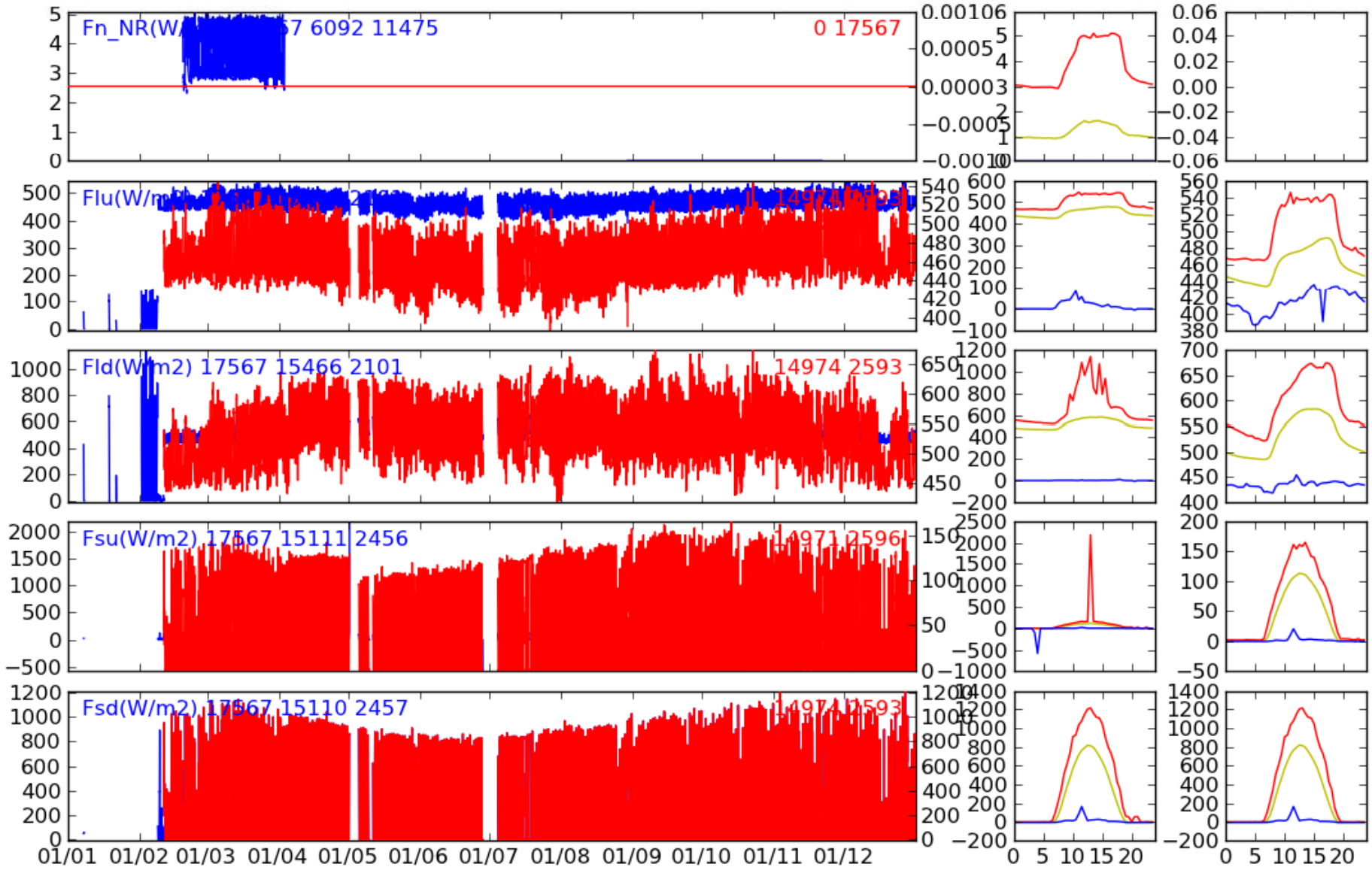
Fn_NR(W/
7 6092 11475
0 17567
Flu(W/m
Fld(W/m2) 17567 15466 2101
14974 2593
Fsu(W/m2) 17567 15111 2456
14971 2596
Fsd(W/m2) 17567 15110 2457
14974 2593
01/01 01/02 01/03 01/04 01/05 01/06 01/07 01/08 01/09 01/10 01/11 01/12

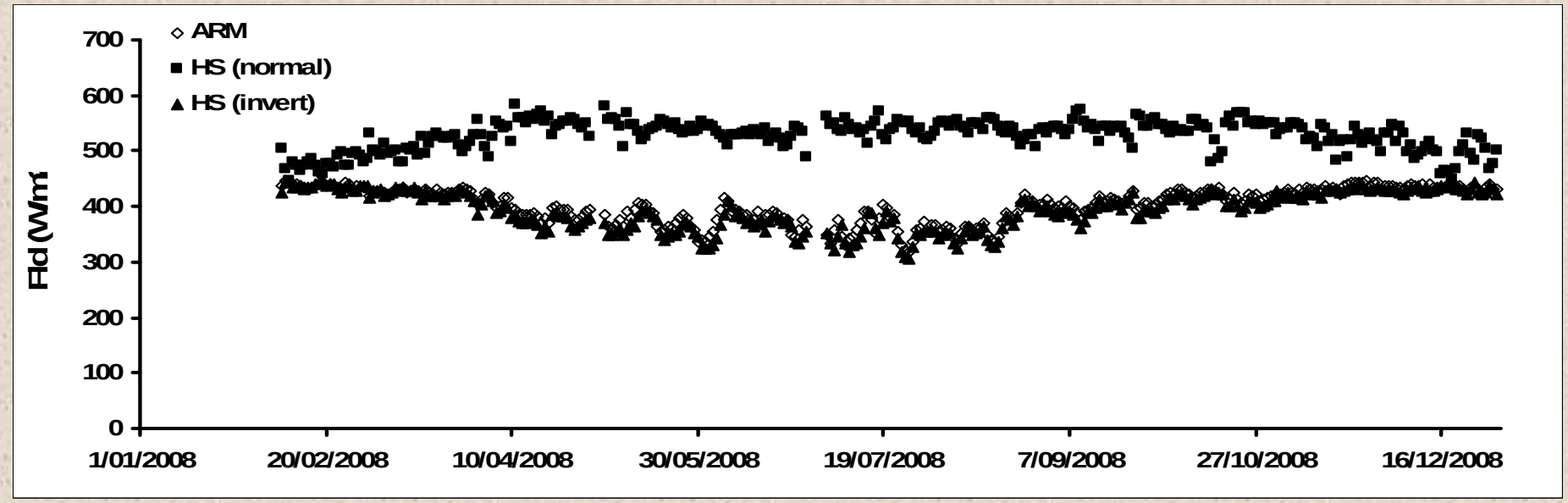
ARM
HS (normal)
HS (invert)
Rd (Wm-1)
700
600
500
400
300
200
100
0
1/01/2008
20/02/2008
10/04/2008
30/05/2008
19/07/2008
7/09/2008
27/10/2008
16/12/2008

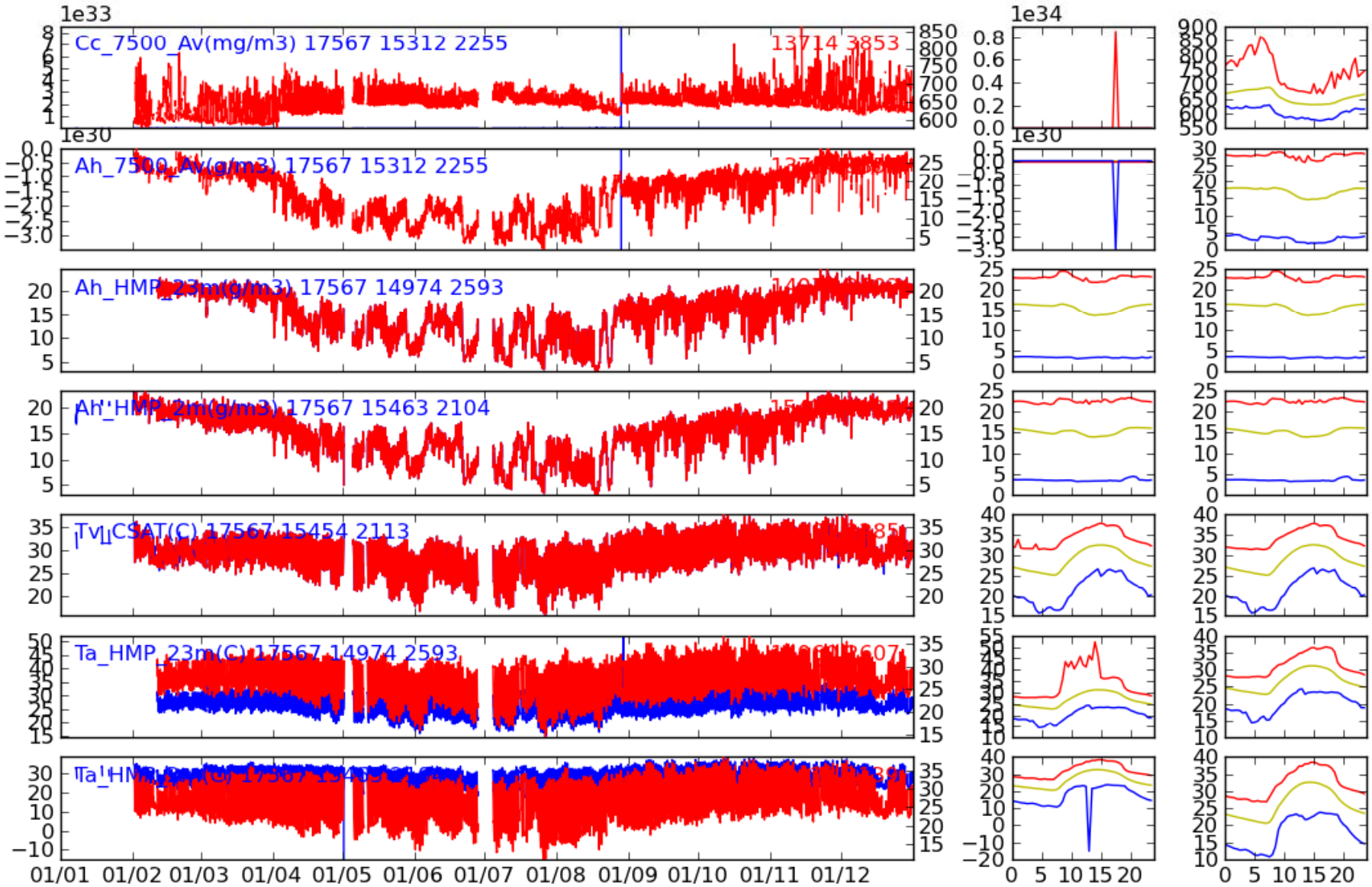
Cc_7500_Av(mg/m3) 17567 15312 2255
13714 3853
Ah_7500_Av(g/m3) 17567 15312 2255
Ah_HMP_23m(g/m3) 17567 14974 2593
Ah_HMP_2m(g/m3) 17567 15463 2104
Tv_CSAT(C) 17567 15454 2113
Ta_HMP_23m(C) 17567 14974 2593
01/01 01/02 01/03 01/04 01/05 01/06 01/07 01/08 01/09 01/10 01/11 01/12

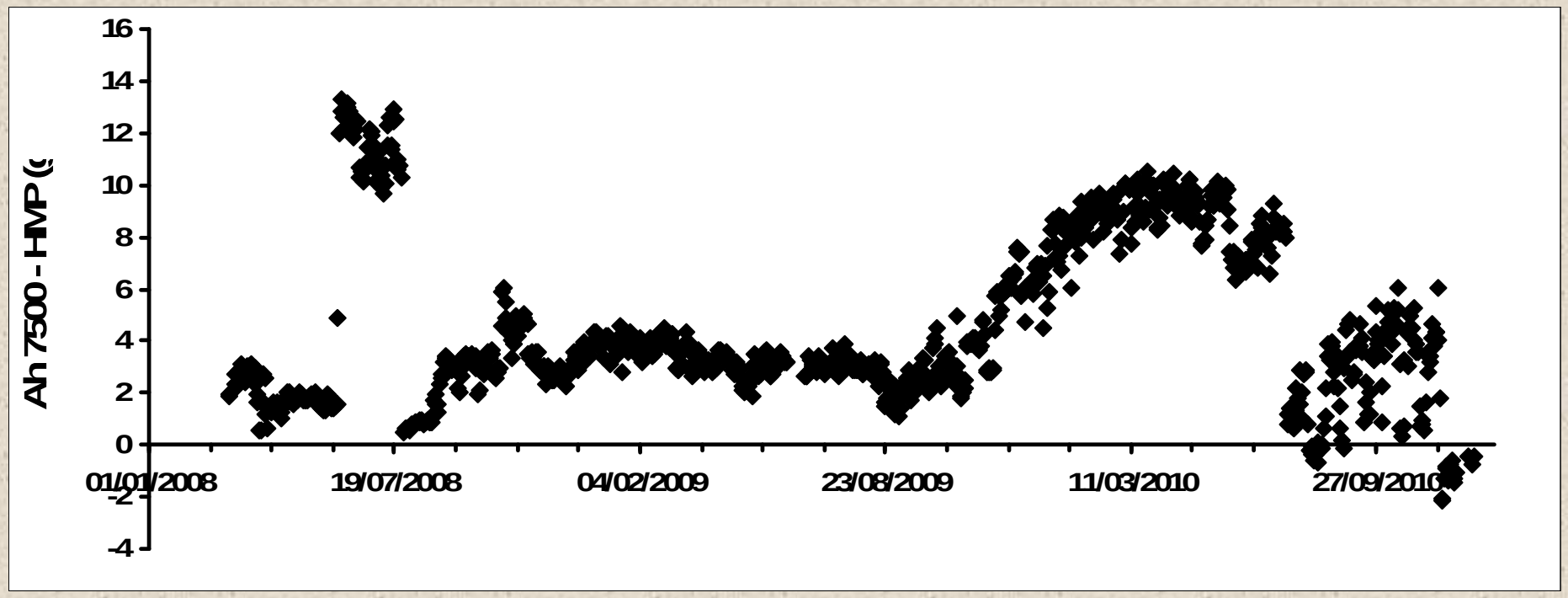
16
14
12
10
8
6
4
2
0
-2
-4
01/01/2008
19/07/2008
04/02/2009
23/08/2009
11/03/2010
27/09/2010

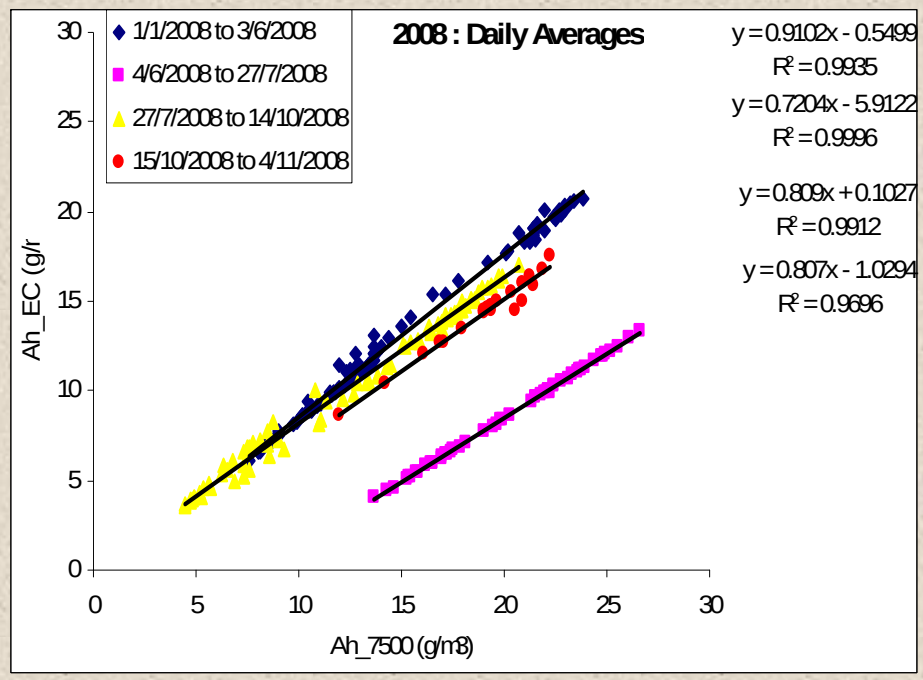
2008 : Daily Averages
1/1/2008 to 3/6/2008
4/6/2008 to 27/7/2008
27/7/2008 to 14/10/2008
15/10/2008 to 4/11/2008
y = 0.9102x - 0.5499
R² = 0.9935
y = 0.7204x - 5.9122
R² = 0.9996
y = 0.809x + 0.1027
R² = 0.9912
y = 0.807x - 1.0294
R² = 0.9696
Ah_EC (g/r
Ah_7500 (g/m3)
0
5
10
15
20
25
30

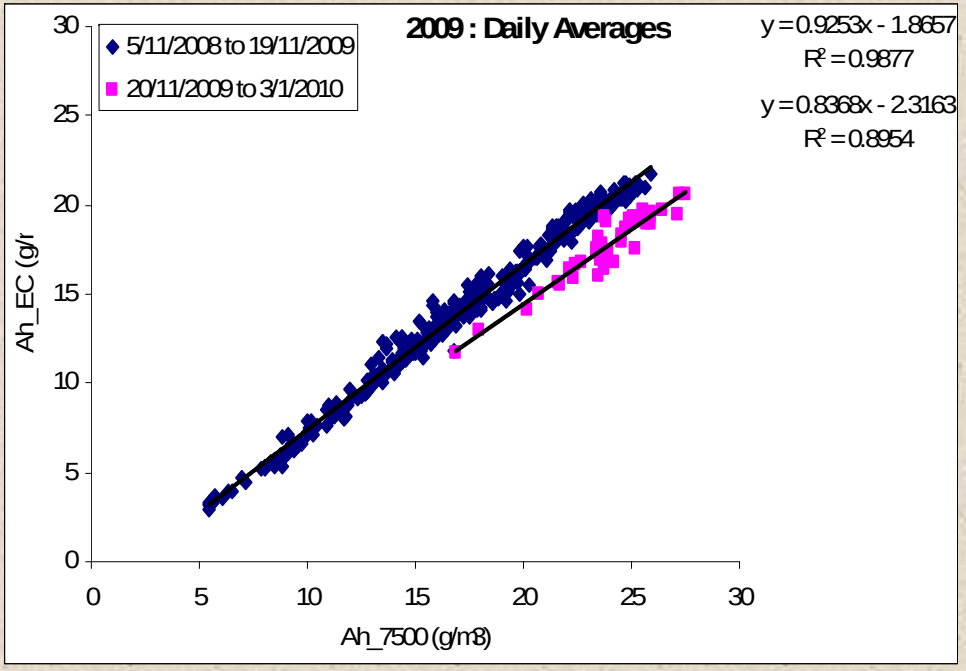
2009 : Daily Averages
5/11/2008 to 19/11/2009
20/11/2009 to 3/1/2010
y = 0.9253x - 1.8657
R² = 0.9877
y = 0.8368x - 2.3163
R² = 0.8954
Ah_EC (g/r
Ah_7500 (g/m3)
0
5
10
15
20
25
30

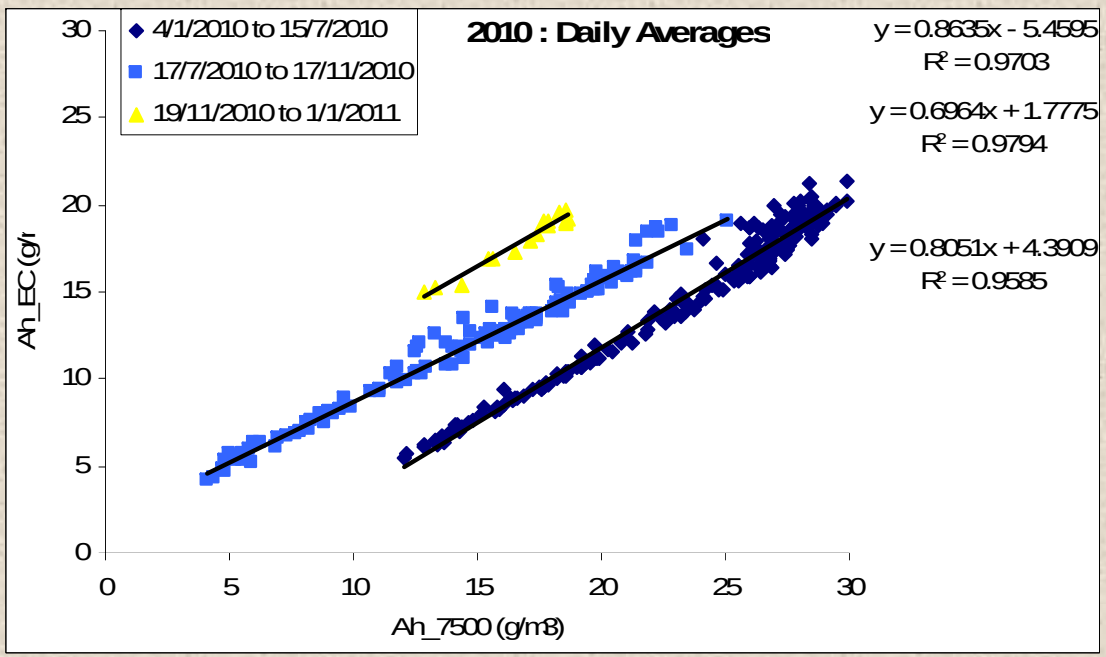
2010 : Daily Averages
4/1/2010 to 15/7/2010
17/7/2010 to 17/11/2010
19/11/2010 to 1/1/2011
y = 0.8635x - 5.4595
R² = 0.9703
y = 0.6964x + 1.7775
R² = 0.9794
y = 0.8051x + 4.3909
R² = 0.9585
Ah_EC (g/r
Ah_7500 (g/m3)
0
5
10
15
20
25
30

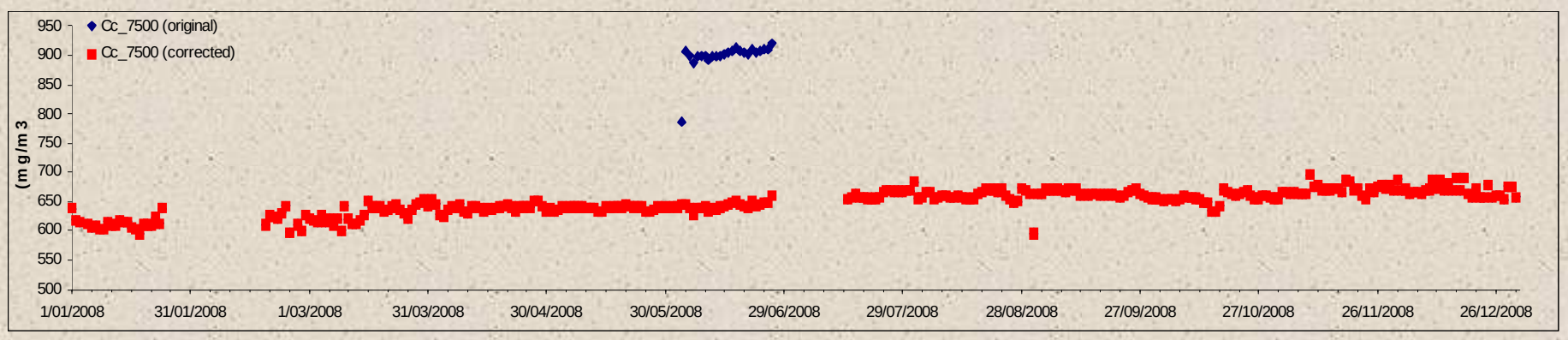
Cc_7500 (original)
Cc_7500 (corrected)
(mg/m3
950
900
850
800
750
700
650
600
550
500
1/01/2008
31/01/2008
1/03/2008
31/03/2008
30/04/2008
30/05/2008
29/06/2008
29/07/2008
28/08/2008
27/09/2008
27/10/2008
26/11/2008
26/12/2008

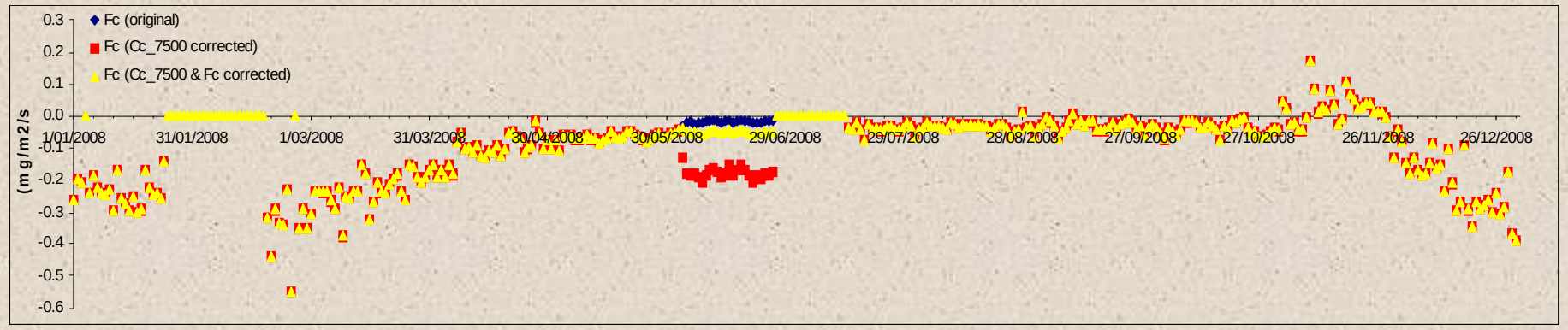
Fc (original)
Fc (Cc_7500 corrected)
Fc (Cc_7500 & Fc corrected)
(mg/m2/s
0.3
0.2
0.1
0.0
-0.1
-0.2
-0.3
-0.4
-0.5
-0.6
1/01/2008
31/01/2008
1/03/2008
31/03/2008
30/04/2008
30/05/2008
29/06/2008
29/07/2008
28/08/2008
27/09/2008
27/10/2008
26/11/2008
26/12/2008

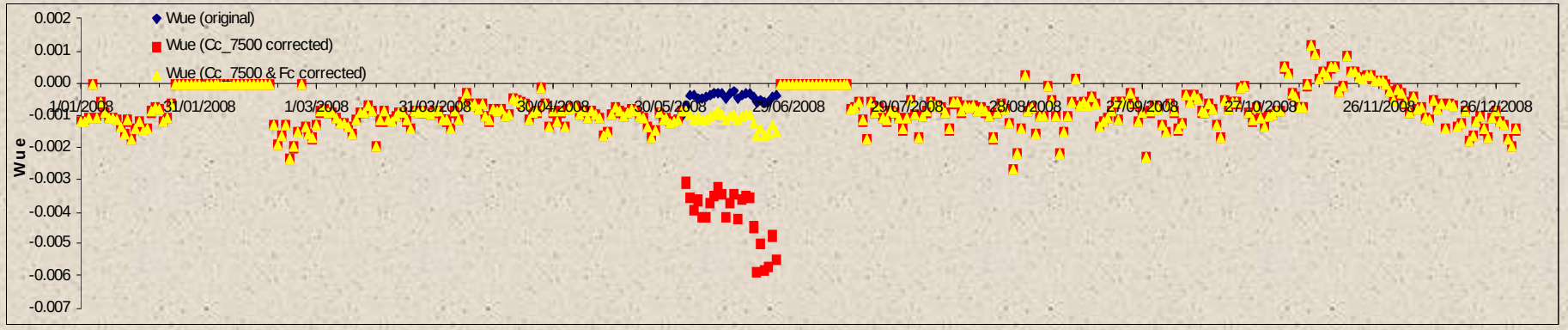
Wue (original)
Wue (Cc_7500 corrected)
Wue (Cc_7500 & Fc corrected)
Wue
0.002
0.001
0.000
-0.001
-0.002
-0.003
-0.004
-0.005
-0.006
-0.007
1/01/2008
31/01/2008
1/03/2008
31/03/2008
30/04/2008
30/05/2008
29/06/2008
29/07/2008
28/08/2008
27/09/2008
27/10/2008
26/11/2008
26/12/2008

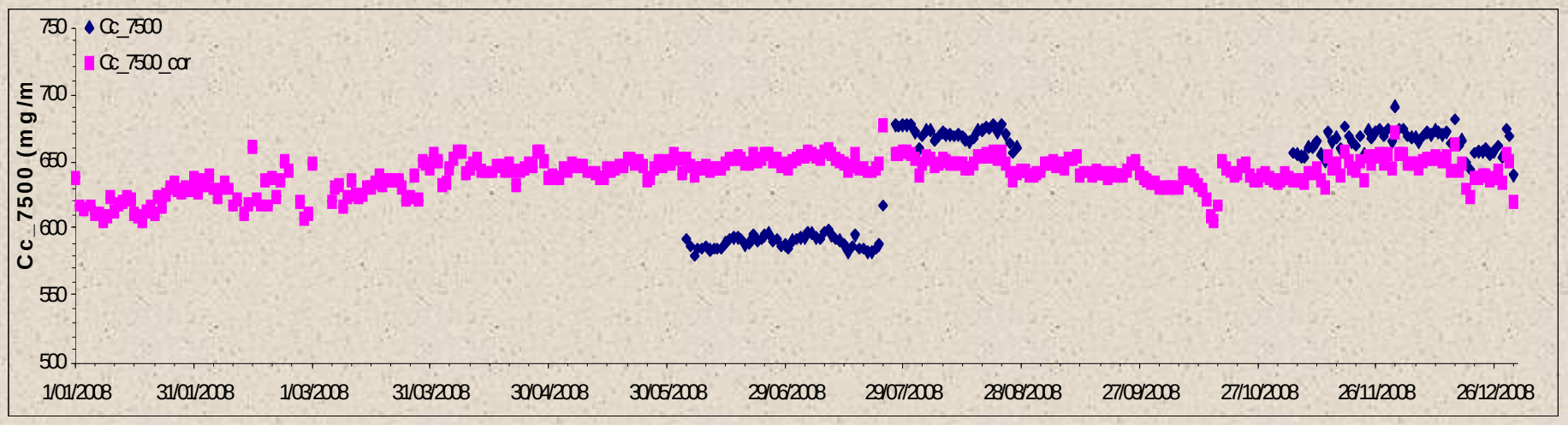
Cc_7500
Cc_7500_cor
Cc_7500 (mg/m
750
700
650
600
550
500
1/01/2008
31/01/2008
1/03/2008
31/03/2008
30/04/2008
30/05/2008
29/06/2008
29/07/2008
28/08/2008
27/09/2008
27/10/2008
26/11/2008
26/12/2008

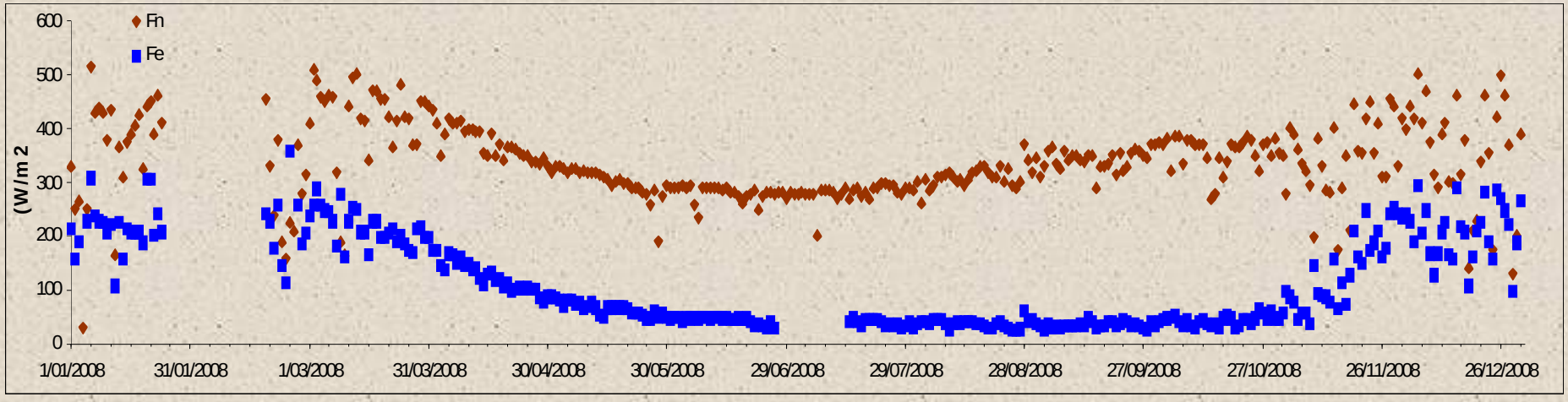
Fn
Fe
(W/m 2
600
500
400
300
200
100
0
1/01/2008
31/01/2008
1/03/2008
31/03/2008
30/04/2008
30/05/2008
29/06/2008
29/07/2008
28/08/2008
27/09/2008
27/10/2008
26/11/2008
26/12/2008

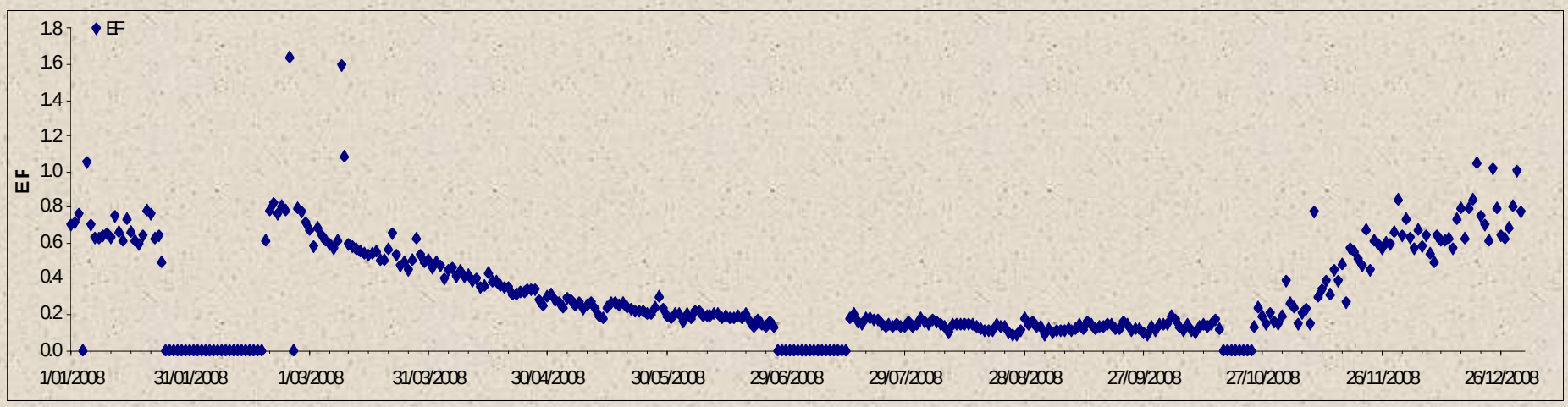
EF
EF
1.8
1.6
1.4
1.2
1.0
0.8
0.6
0.4
0.2
0.0
1/01/2008
31/01/2008
1/03/2008
31/03/2008
30/04/2008
30/05/2008
29/06/2008
29/07/2008
28/08/2008
27/09/2008
27/10/2008
26/11/2008
26/12/2008

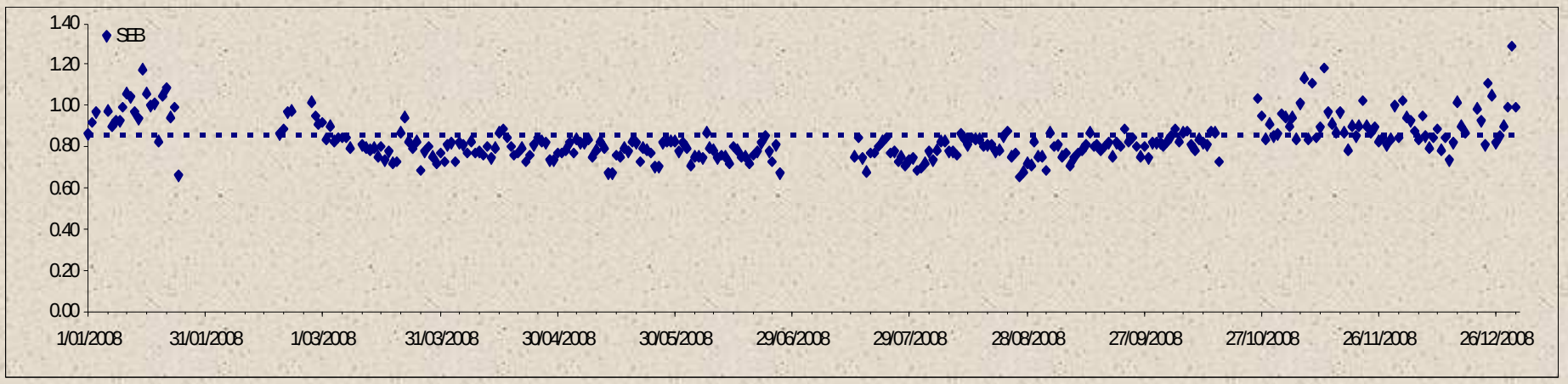
SEB
1.40
1.20
1.00
0.80
0.60
0.40
0.20
0.00
1/01/2008
31/01/2008
1/03/2008
31/03/2008
30/04/2008
30/05/2008
29/06/2008
29/07/2008
28/08/2008
27/09/2008
27/10/2008
26/11/2008
26/12/2008

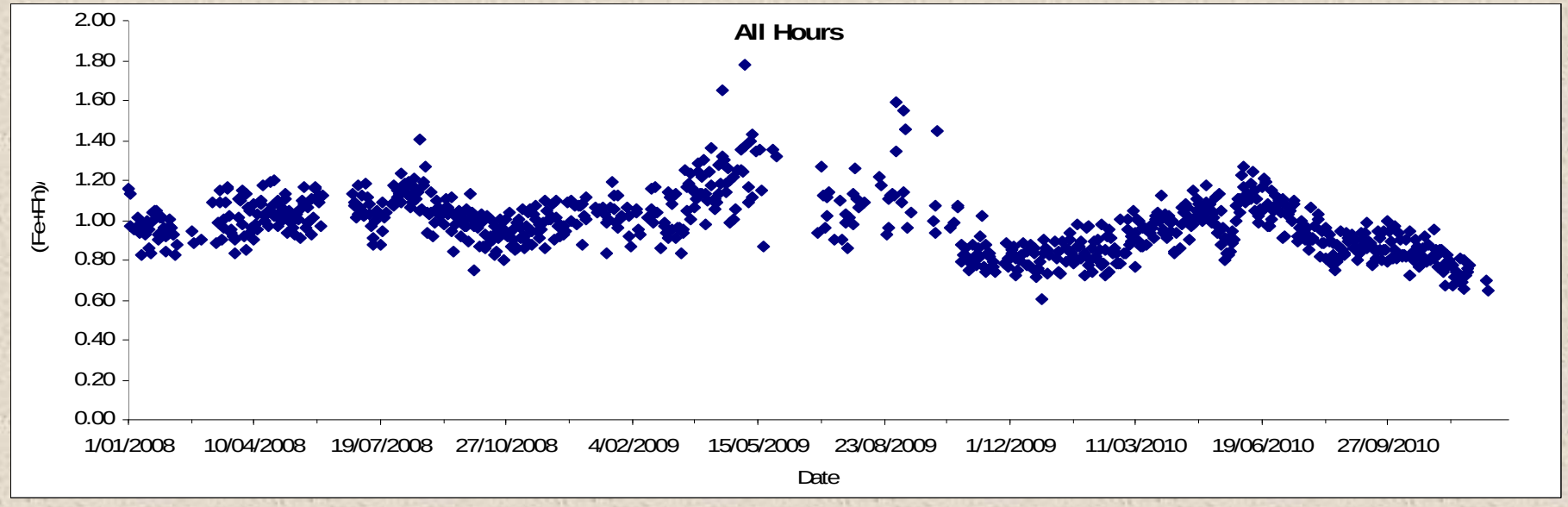
All Hours
2.00
1.80
1.60
1.40
1.20
1.00
0.80
0.60
0.40
0.20
0.00
(Fe+Fn)
1/01/2008
10/04/2008
19/07/2008
27/10/2008
4/02/2009
15/05/2009
23/08/2009
1/12/2009
11/03/2010
19/06/2010
27/09/2010
Date

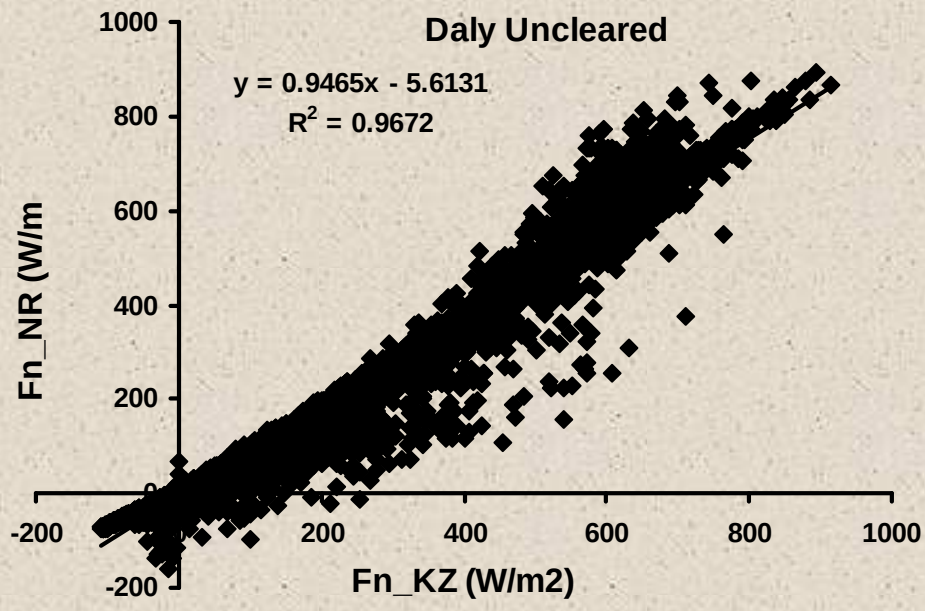
Daly Uncleared
y = 0.9465x - 5.6131
R2 = 0.9672
Fn_NR (W/m
Fn_KZ (W/m2)
1000
800
600
400
200
0
-200
-200
200
400
600
800
1000

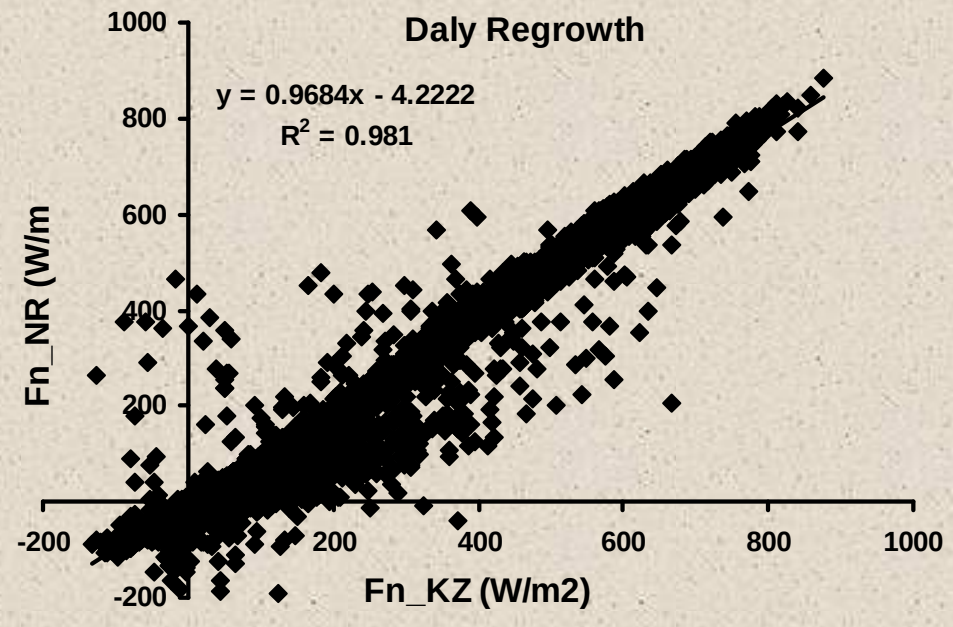
Daly Regrowth
y = 0.9684x - 4.2222
R2 = 0.981
Fn_NR (W/m
Fn_KZ (W/m2)
1000
800
600
400
200
-200
-200
200
400
600
800
1000

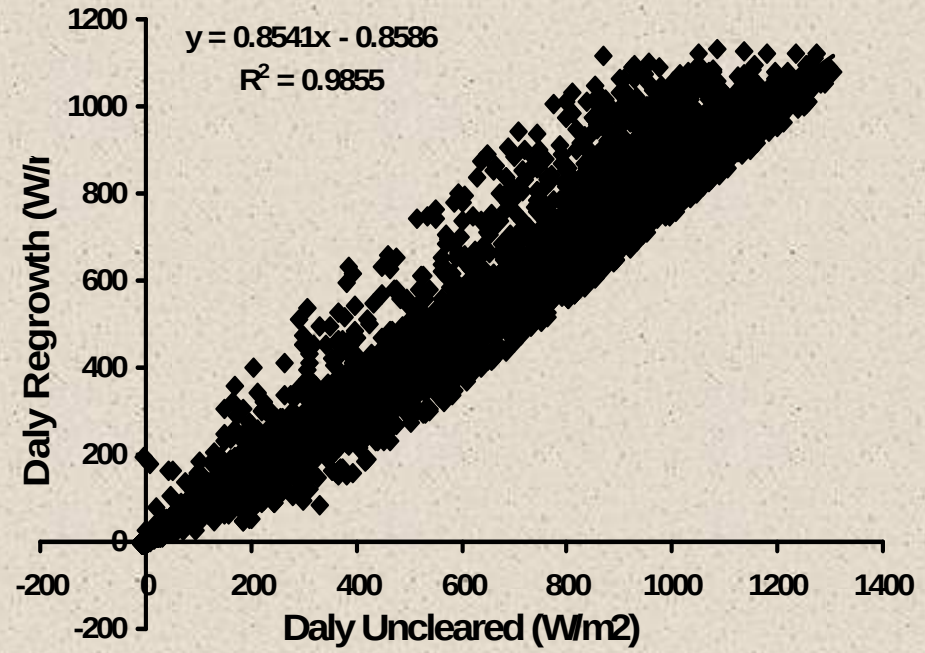
y = 0.8541x - 0.8586
R2 = 0.9855
Daly Regrowth (W/r
Daly Uncleared (W/m2)
1200
1000
800
600
400
200
0
-200
-200
0
200
400
600
800
1000
1200
1400

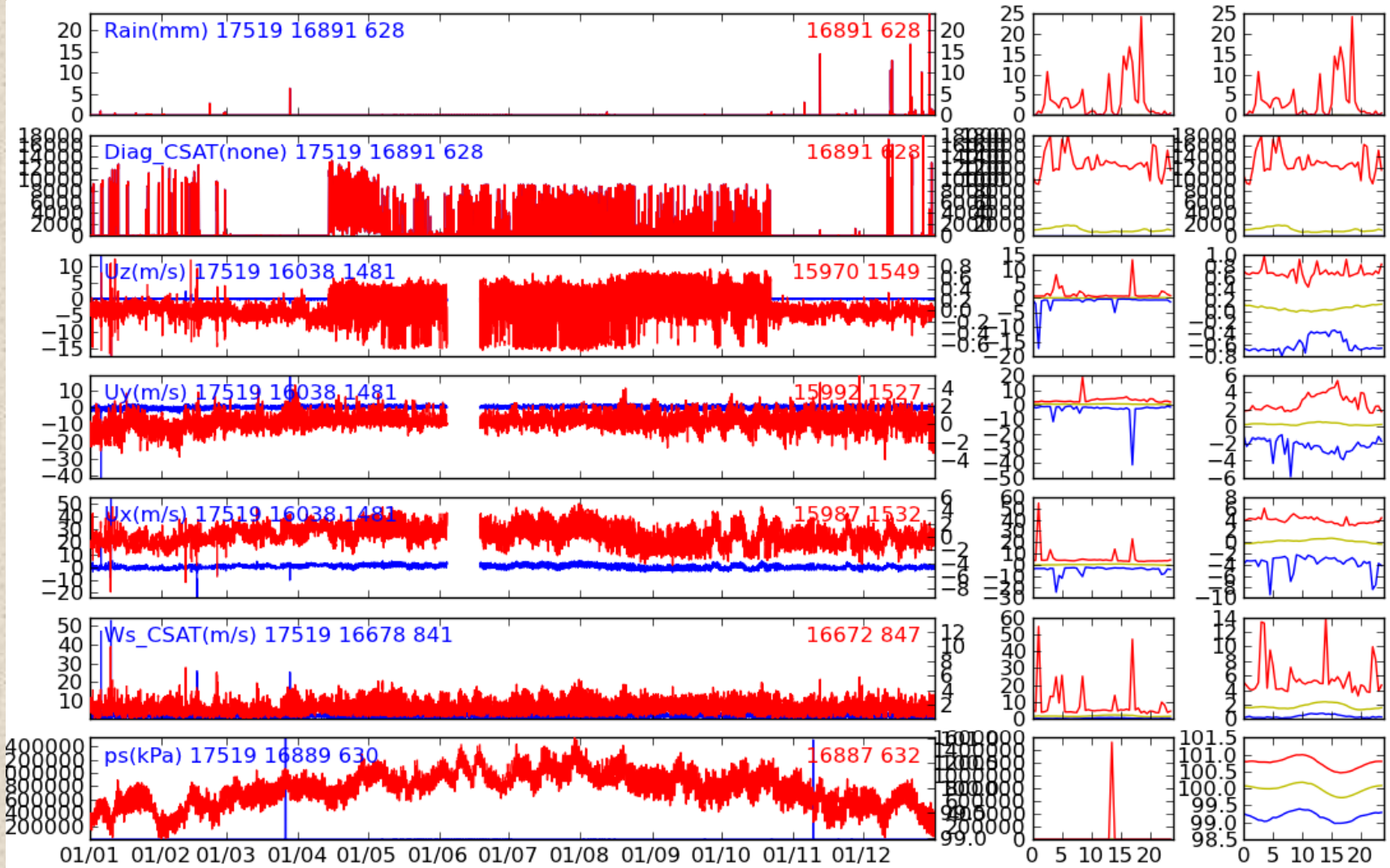
Rain(mm) 17519 16891 628
16891 628
Diag_CSAT(none) 17519 16891 628
16891 628
Uz(m/s) 17519 16038 1481
15970 1549
Uy(m/s) 17519 16038 1481
15992 1527
Ux(m/s) 17519 16038 1481
15987 1532
Ws_CSAT(m/s) 17519 16678 841
16672 847
ps(kPa) 17519 16889 630
16887 632
01/01 01/02 01/03 01/04 01/05 01/06 01/07 01/08 01/09 01/10 01/11 01/12
0 5 10 15 20
0 5 10 15 20